



MADE FOR

Gifts

HOLIDAY GIFT GUIDE | 2024

HANDMADE *happiness* INSIDE

Transform gifting moments into lasting memories with Minwax®. Our easy-to-use wood finishing products turn simple DIY projects into heartfelt treasures. From custom keepsake boxes and nesting trays to festive ornaments and seasonal décor, each handcrafted piece becomes more than just a gift—it becomes part of your family's tradition.

Whether you're celebrating holidays, birthdays, or those special just-because moments, Minwax® helps bring your creative vision to life. With our range of products and project ideas, you'll discover that making personalized gifts is simple and fun. Let's create something beautiful together.



WOODEN WINE GIFT BOX

Raise a toast to the wine lovers in your life with a stained-by-hand wooden wine box from [@damasklove](#). Lovingly stained to rich perfection, this elegant vessel can transform their favorite bottle into a sophisticated gift – a stylish way to lift holiday spirits!

MATERIALS

- Unfinished wooden wine gift box

TOOLS NEEDED

- Paint brush
- Clean rags



1 STAIN

Minwax® Wood Finish® Color Series, Royal Mahogany



2 PROTECT

Minwax® Polycrylic™ Max

Find the detailed
tutorial [here!](#)



@damasklove



WOOD CHRISTMAS TREE

For holiday decor lovers, gift them with some modern farmhouse charm with these handcrafted wooden Christmas trees from [@diywithjenna](#). Perfect for holiday decorating, each tree beautifully displays wreaths, florals, or seasonal décor.

MATERIALS

- Pine wood planks

TOOLS NEEDED

- Miter box
- Hand Saw
- Drill
- Screws

Find the detailed tutorial here!



1 PREP

Minwax® Pre-stain Oil-Based Wood Conditioner



2 STAIN

Minwax® Wood Finish® Oil-Based Stain



3 PROTECT

Minwax® Fast-Drying Polyurethane
-or-
Minwax® indoor/outdoor
Helmsman® Spar Urethane Aerosol



@diywithjenna



CANDLE HOLDERS

Add a cozy glow to a special someone's holiday season with these handcrafted wooden candle holders from [@luciamallea](#). Each festive cube, painted in sweet pastels, creates a magical setting for holiday memories.

MATERIALS

- Wood cubes

TOOLS NEEDED

- Drill



1 PREP

Minwax® Water-Based Pre-Stain Wood Conditioner



2 STAIN

Minwax® Wood Finish® Water-Based Color Stain
(Petal Pink, Juniper Mist, Lemon)



3 PROTECT

Minwax® Polycrylic™ Protective Finish

the magic makers

Find the detailed tutorial here!



@luciamallea



SMALL INDOOR PLANTERS

Spread holiday cheer to your favorite gardening guru with this handcrafted planter box from [@the_handcrafted_haven](#). With its modern design and clean lines, this charming piece makes the perfect cozy home for treasured houseplants, bringing joy long after the season ends.

MATERIALS

- Oak boards

TOOLS NEEDED

- Miter saw
- Random orbital sander
- Nail gun
- Tape measure
- 220 grit sandpaper



1 PREP

Minwax® Water-Based Pre-Stain Wood Conditioner



2 STAIN


Minwax® Wood Finish® Water-Based Semi-Transparent Color Stain (Modern version - True Black & Pure White) (Colorful Version - Violet & Simply White)




3 PROTECT

Minwax® Polycrylic™ Protective Finish

Find the detailed tutorial here!



@the_handcrafted_haven



CANDY COASTERS

Find the detailed tutorial here!

For those with a sweet tooth, sweeten up their holidays with these cute and colorful candy coasters from [@kailochic](#). Handcrafted with whimsical, bright festive colors, these playful pieces are guaranteed to add a sprinkle of fun to any holiday gathering.

MATERIALS

- Birch plywood pieces OR premade festive cutouts

TOOLS NEEDED

- Jigsaw OR 3D laser cutter (if making your own shapes)
- Pencil
- Paint brush
- Clean rags



1 PREP

Minwax® Water-Based Pre-Stain Wood Conditioner



2 STAIN

Minwax® Wood Finish® Water-Based Color Stain (Petal Pink, Crimson, Hunter Green)



3 PROTECT

Minwax® Polycrylic™ Max



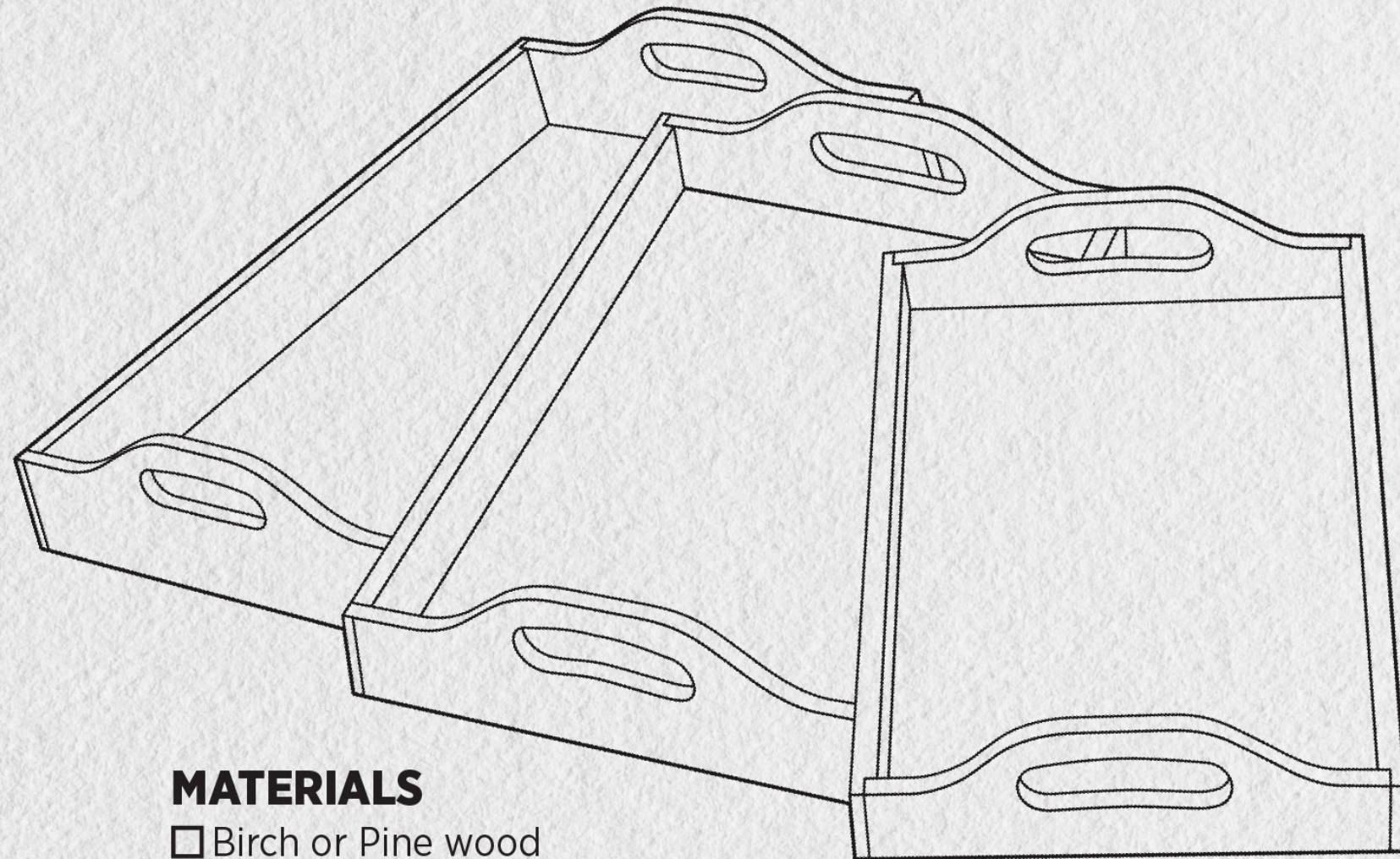
@kailochic





NESTING TRAYS

Serve up some holiday charm to the hosts with the most in your life with these handcrafted wooden nesting trays. These versatile pieces nest together for storage but separate easily for serving treats or displaying treasured items. A thoughtful, practical gift they're sure to use all year-round.



MATERIALS

- Birch or Pine wood

TOOLS NEEDED

- Table saw
- Jigsaw
- Router table
- Drill press
- Spindle sander
- Pencil
- Tape measure
- Wood glue
- Sandpaper



1 PREP

Minwax® Pre-Stain Wood Conditioner



2 STAIN

Minwax® Wood Finish® Water-Based Solid Color Stain (Midnight Blue, Botanical, English Oak)



3 PROTECT

Minwax® Polycrylic™ Protective Finish

Find the detailed tutorial here!



WOOD ORNAMENTS

Create heartfelt memories this holiday season with simple DIY wood ornaments. Whether you opt for classic shapes like trees, snowmen, and candy canes, or let your imagination soar with unique designs, these handcrafted decorations make unforgettable gifts.

MATERIALS

- Pine wood pieces
- Ribbon/String

TOOLS NEEDED

- Pencil
- Jigsaw / Table Jigsaw



1 PREP

Minwax® Pre-Stain Wood Conditioner



2 STAIN

Minwax® Wood Finish® Oil-Based Stain
Minwax® Wood Finish® Water-Based Solid Color Stain
Minwax® Color Wash Transparent Layering Color in White Wash




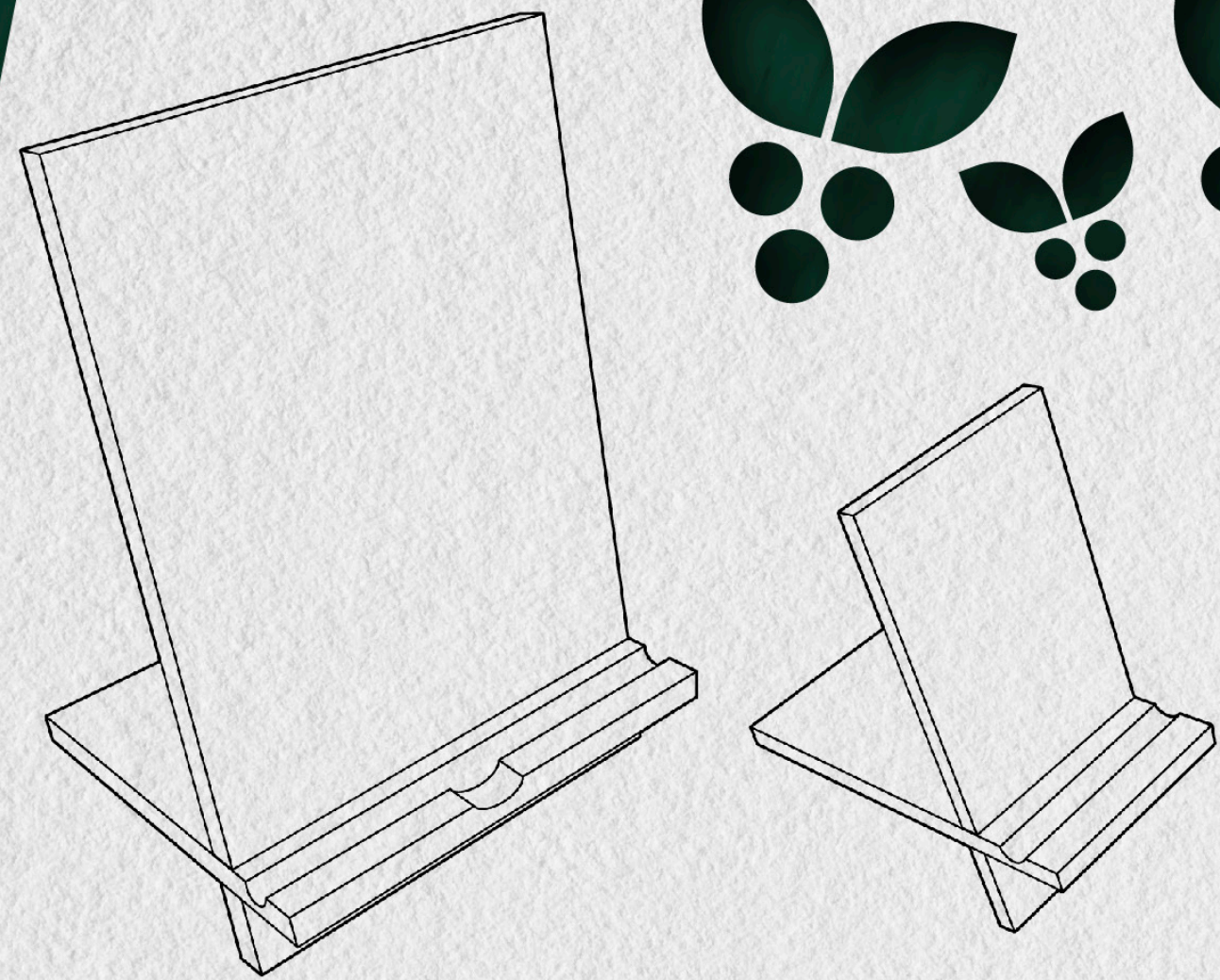
3 PROTECT

Minwax® Polycrylic™ Protective Finish

Find the detailed tutorial here!

the more the merrier!





Find the detailed tutorial here!

TECH STAND

Surprise the tech lovers in your life with a handcrafted wooden stand for their smartphone or tablet. This unique gift combines style and practicality, keeping devices secure while charging or streaming holiday shows or movies.

MATERIALS

- Clear Pine

TOOLS NEEDED

- Chisel
- Adjustable square
- Table saw
- Router table
- Band Saw
- Drill with drum sander
- Finish sander
- Pencil
- Tape measure
- Sandpaper



1 PREP

Minwax® Pre-stain Oil-Based Wood Conditioner



2 STAIN

Minwax® Gel Stain, Hickory (or any color you choose)



3 PROTECT

Minwax® Wipe-On Poly Oil-Based Polyurethane Finish

LEASH HOLDER

Delight the pet parents in your life with this charming, personalized dog bone leash holder. This handcrafted wall piece keeps leashes organized while giving their doggo the special attention they deserve.

MATERIALS

- Wood board
- Metal hooks
- Wood glue
- Wood letters

TOOLS NEEDED

- Pencil
- Jigsaw / Table Jigsaw



1 PREP

Minwax® Water-Based Pre-Stain Wood Conditioner



2 STAIN

Minwax® Wood Finish® Water-Based Color Stain (Antique Maple (or any color you choose))



3 PROTECT

Minwax® Polycrylic™ Protective Finish

See the Instagram post here!



JEWELRY BOX

For those who cherish their collections, this handcrafted jewelry box adds elegance to organization. This thoughtful design provides a protective home for precious pieces – a gift that shows you care.

MATERIALS

- White oak
- Hinges
- Screws
- Chain
- Felt / Felt pads

TOOLS NEEDED

- Pencil
- Table saw
- Tape measure
- Sandpaper
- Hand screw clamp / Bar
- clamp
- Try square



1 PREP

Minwax® Pre-Stain Wood Conditioner



2 STAIN

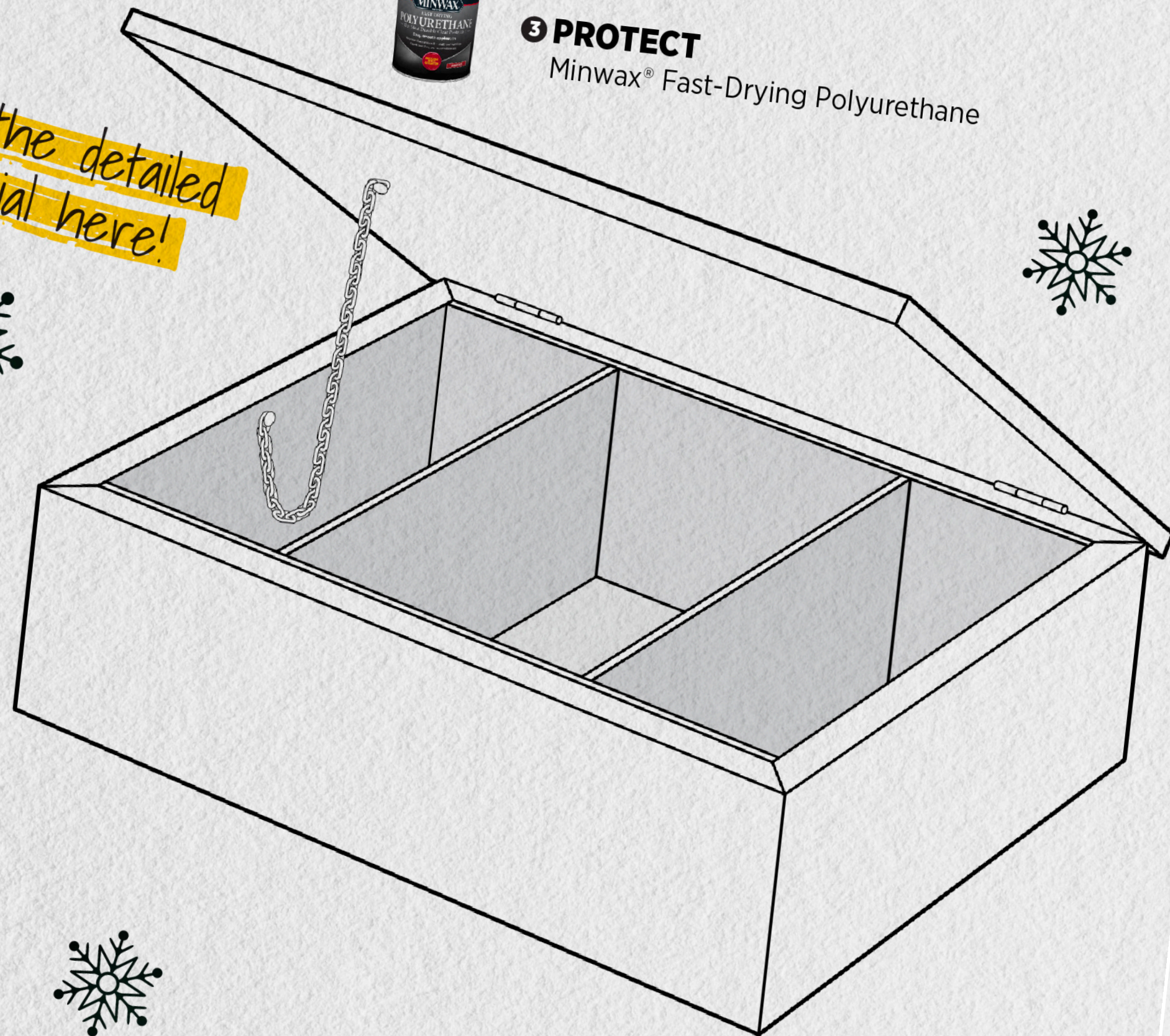
Minwax® Wood Finish® Oil-Based Stain
Minwax® Wood Finish® Water-Based Solid Color Stain



3 PROTECT

Minwax® Fast-Drying Polyurethane

Find the detailed tutorial here!



KEEPSAKE BOXES

Craft a treasured keepsake with these handcrafted wooden boxes, each one ready to safeguard precious memories. Personalized with carved initials, decorative inlays, or meaningful inscriptions, these charming containers become one-of-a-kind gifts for those closest to your heart.

MATERIALS

- White Oak board pieces
- Wood glue
- Painters Tape
- Sand paper

TOOLS NEEDED

- Table saw



1 PREP

Minwax® Water-Based Pre-Stain Wood Conditioner



2 STAIN

Minwax® Wood Finish® Water-Based Semi-Transparent Color Stain (Antique Jade, Poppy and Sky Blue)



3 PROTECT

Minwax® Polycrylic™ Protective Finish



@darbinorvar

Find the detailed tutorial here!



Holiday hosting handbook



GIVE 'EM SOMETHING TO SNACK ABOUT!

Make your holiday feasts even more special by treating your wooden cutting boards and kitchenware with Minwax® Food-Grade Wood Oil & Conditioner. Your serving pieces will look as beautiful as the delicious dishes you create.

OTHER HOLIDAY PREP MUST-DOS



Make your home sparkle for holiday guests by refreshing your furniture with Minwax® Wood Finish Stain Markers. For small nicks and scratches on furniture or cabinets, these easy touch-ups will help your home shine as brightly as the season itself.

Welcome holiday guests to a freshly renewed home by easily concealing scratches and nail holes with the Minwax® Blend-Fil Pencil. This simple touch-up tool helps restore your wood surfaces to their original beauty, just in time for the season's celebrations.



Give your hardwood floors holiday-worthy radiance in two simple steps: start with Minwax® Hardwood Floor Cleaner, then add sparkle with our Hardwood Floor Reviver. Your floors will look as brilliant as the season's festivities.